

PARENT INFORMATION EVENING

YEAR 1

2020



PRAYER

God grant me **Serenity**
to appreciate the unique gifts
of my students,
Courage to challenge
them to do their best,
and **Wisdom**
to help them become
all that You created them to be.



ABOUT ME...



clare.thomson@cewa.edu.au



Educational Assistant: Miss Paige Breen (half days Monday-Friday.)

WHEN CAN I BE CONTACTED?

	Email / Phone	In person
Monday	7:45 – 8:30 / 3:05 – 4:00	8:00 – 8:30 / 3:15 – 4:30
Tuesday	7:45 – 8:30 / 3:05 – 4:00	8:00 – 8:30 / 3:15 – 4:30
Wednesday	7:45 – 8:30 / 3:05 – 4:00	8:00 – 8:30 / 3:15 – 4:30
Thursday	7:45 – 8:30 / 3:05 – 4:00	8:00 – 8:30 / 3:15 – 4:30
Friday	7:45 – 8:30 / 3:05 – 4:00	8:00 – 8:30 / 3:15 – 4.00

Please send me an email and we can arrange a time to meet.



CLASSROOM HOURS OF OPERATION

- St. Pius X hours are from 8:30am to 3:25pm, where staff are on duty. Any children at the school outside of these hours are not directly supervised and should be sitting on the benches outside the classrooms waiting for instruction.
- Children not picked up at 3.25pm will be sent to the office where they will be supervised further, and parents may be called. If this is a regular occurrence, then BASC should be explored.
- Once children have been collected – it is the parents' responsibility to supervise their children, this includes after school activities, sports and other events.

CODE OF CONDUCT

- What does this mean for me?
- What does this mean for you?
- How will we be all better off if this code
- of conduct is considered in all
- Interactions?

The 12 Conduct Statements

1. You act safely and competently.
2. You give priority to students' safety and well-being in all your behaviour and decision making.
3. You act in accordance with the values of the Gospel as defined in the Code of Ethical Conduct.
4. You conduct yourself in accordance with laws, agreements, policies and standards relevant to your relationship with the school community.
5. You respect the dignity, culture, values and beliefs of each member of the school community.
6. You treat personal information about members of the school community as private and confidential.
7. You give impartial, honest and accurate information about the education, safety and well-being of students.
8. You support all members of the school community in making informed decisions about students.
9. You promote and preserve the trust and privilege inherent in your relationship with all members of the school community.
10. You maintain and build on the community's trust and confidence in Catholic schools and the Church.
11. You act reflectively and ethically.
12. You allow students to have a voice in their education, safety and well-being.

RELATING THE CODE TO PARENTS - EXAMPLES INCLUDE...



Be involved in the life of the school. Attend and participate in school events such as Masses, assemblies and sports carnivals. Volunteer for P & F and classroom rosters. Give witness that you value education by being involved in the life of the school.



It is easy for an opinion to be mistaken for fact. Approach the relevant personnel within the school to verify the factual basis of a story can assist in allaying your fears as to the events in question.



Parents/Friends are expected to interact appropriately with staff, students and other parents at all times. Raising your voice, posting online comments or forwarding emails to others, insulting behaviour to anyone on school grounds - is not appropriate.



Parents are expected to maintain privacy and confidentiality. You treat personal information about members of the school community as private and confidential.



Follow any reasonable instructions given by a staff member when on site and observe the signed parking areas of the school.

WHO TO CONTACT WHEN ISSUES ARISE?

Class Teacher



If things are not resolved

Assistant Principal



If things are not resolved

Principal

Class teacher is always your and your child's first port of call in all circumstances.

Never assume that we know about something just because your child told you. Unless we are informed, we cannot solve the problem.

RELIGION

- Lessons with catechism (We look at the Gospel every Monday, school masses, prayer and liturgical seasons)
- Units of work
- *What you can do?*
- Practice the sign of the cross
- Discuss the readings at Mass (if appropriate)
- Have religious discussion with your children. (Feast days, formal prayers etc)



ENGLISH



Key focus areas

Reading, Writing, Listening & Speaking and Viewing. Most time is devoted to reading, writing and spelling components.

- **Reading:** Comprehension strategies, Building fluency and expression through guided reading, reading rotations (theme-based activities, grammar focuses, iPads).
- **Writing:** Exploring different writing genres including: Recount, procedure, narrative, report and persuasive texts, editing skills and use of punctuation (basic)
- **Spelling:** Diana Rigg program with weekly spelling focus/sounds. Weekly spelling assessment.
- **Listening & Speaking:** A range of formal and informal opportunities for speaking and listening in class. Utilising iPad apps to develop speech.
- *What you can do?*
- Reading every night.
- Read for enjoyment
- Discuss stories and characters.
- Promote writing/stories/pictures.
- Practice sight words

MATHS

Key focus areas

- Number, Measurement & Geometry and Statistics & Probability. With Number having the most time devoted to it.
- Number : Place Value, Numbers from 1-100, Counting Forwards and backwards, Fractions, Money, Patterning, skip counting in twos, fives and tens.
- Measurement and Geometry: 2D/3D objects, length, capacity, directions, time.
- Statistics and Probability: Chance Language, Graphing and Data Collection.
- *What you can do?*
- Practice counting forwards and backwards from different starting points.
- Complete Mathematics tasks.
- Making Maths real life.




-
- HASS – Geography (Semester 1)
 - History (Semester 2)
 - HEALTH – Curriculum + Safe Schools Program (Protective Behaviours will be covered.)
 - INNOVATION/STEM - Team teaching – a build on from Science.



SPECIALIST CLASSES

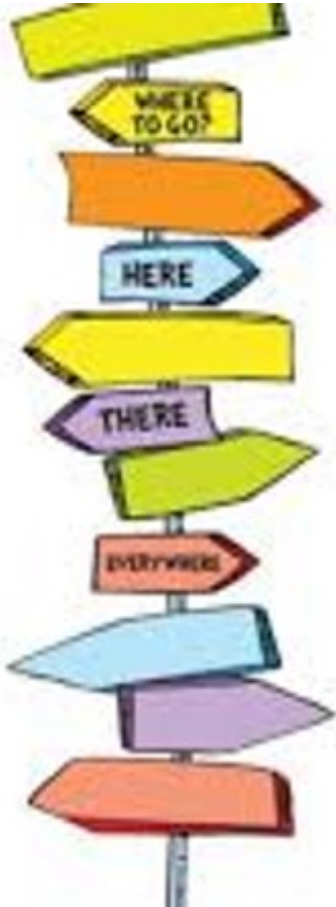
- Sport - Tuesday and Thursday
- Italian - Tuesday
- Science - Tuesday
- Music - Wednesday

- Library (Miss T and Mrs Cronan) - Wednesday



MORNING ROUTINE

- Doors will open by 8.30am
- Place name across, bring in drink bottle and place folder in their tubs.
- Daily reading with a teacher while other students have activities on the table.
- This warms up their fingers and brains ready for learning.



The **more** that
you read, the
more things
you will know.
The **more** that
you learn, the
more places
you'll go.

Dr. Seuss

HOMEWORK

- Approximately 10-15 minutes.
- Term 1: Reading and Sight Words
- Term 2: Reading, Spelling and Sight Words
- Term 3: Reading, Spelling, Sight Words and Maths
- Term 4: Reading, Spelling, Sight Words and Maths

- Begin Week 3

SIGHT WORDS

- Diana Rigg Sight Word Program.
- Sight words will be sent home – Reading Focus to begin.
- Each child has been tested individually.
- Start with the first 25 and then move onto the 100.
- By the end of the Year students need to be able to read and write the first 100.
- Flash cards/memory/snap/ write them in chalk/sentences.
- *Testing:* Students are tested once a week. Once they know them all the words in that section they will move onto the next.


High Frequency Word Learning
STRATEGY 1
Regular Words
Sound-out the words



Classroom Display -
print the relevant words on green paper.

Phonic and sight Word Sequence © PLD Organisation Pty. Ltd


STRATEGY 2
Slightly Irregular Words
Reading Tip: Sound-out and then think
Spelling Tip: We read/say the word as ____
but we spell it as ____



Classroom Display -
print the relevant words on orange paper.

Appendix Phonic and sight Word Sequence © PLD Organisation Pty. Ltd

High Frequency Word Learning
STRATEGY 3
Learn the phonics, learn the word



th ar ay all er ow

High Frequency Word Learning
STRATEGY 4
Look and think and learn a trick



think

MATHLETICS



Maths homework does not begin until Semester 2.



I will send home Mathletics logins in students reading folders.



If you wish to do task at home, you are welcome, but it is not required.



SEESAW

- Note - stay connected.
- Students will upload work samples and activities for you to access.
- Keep you up to date with what is happening in the classroom. This can be a great conversation starter for when your child comes home.
- At least ten items per term.

EXTRAS..



- School Uniform – Must be followed. The Uniform Policy is available on the school website.
 - (Friendly Tips)
 - All black sports shoes, no white.
 - Scrunchies or ribbons need to be in colours (maroon or green or black).
 - Shirts must be tucked in.
 - Homework folder:
 - This can be purchased from the Uniform Shop. It is used as a library bag and notes folder.
- OR
- Purchase plastic folder and Library bag.
 - ❑ Please return the covered books/ notes that have been sent out.
 - ❑ Any concerns or issues, please speak to me. The best is to email.



QUESTIONS?